

# ES-PDS-ES32F0271-V1.3

V1.1

## Table of contents


Sheet 1: Project overview (this page)

Sheet 2: ES-PDS-ES32F0271-V1.3

## Revision History

V1.0	2018-9-20	First Edition
V1.1	2018-12-4	Change the Power adapter to micro_USB for power supply
V1.2	2019-1-16	Adding the RX and TX jumpers
V1.3	2019-4-2	Improving USB stability

U\_ES-PDS-ES32F0271-V1  
ES-PDS-ES32F0271-V1.3.SchDoc



Title: PROJECTOVERVIEW	
Project: ES-PDS-ES32F0271-V1.3	
Version: V1.3	
Date: 2019-4-2	
Size: A4	<b>Eastsoft.</b>   <b>essemi</b> <small>ESMOS TECHNOLOGY CO., LTD.</small>
Sheet: 1 of 4	

A

B

C

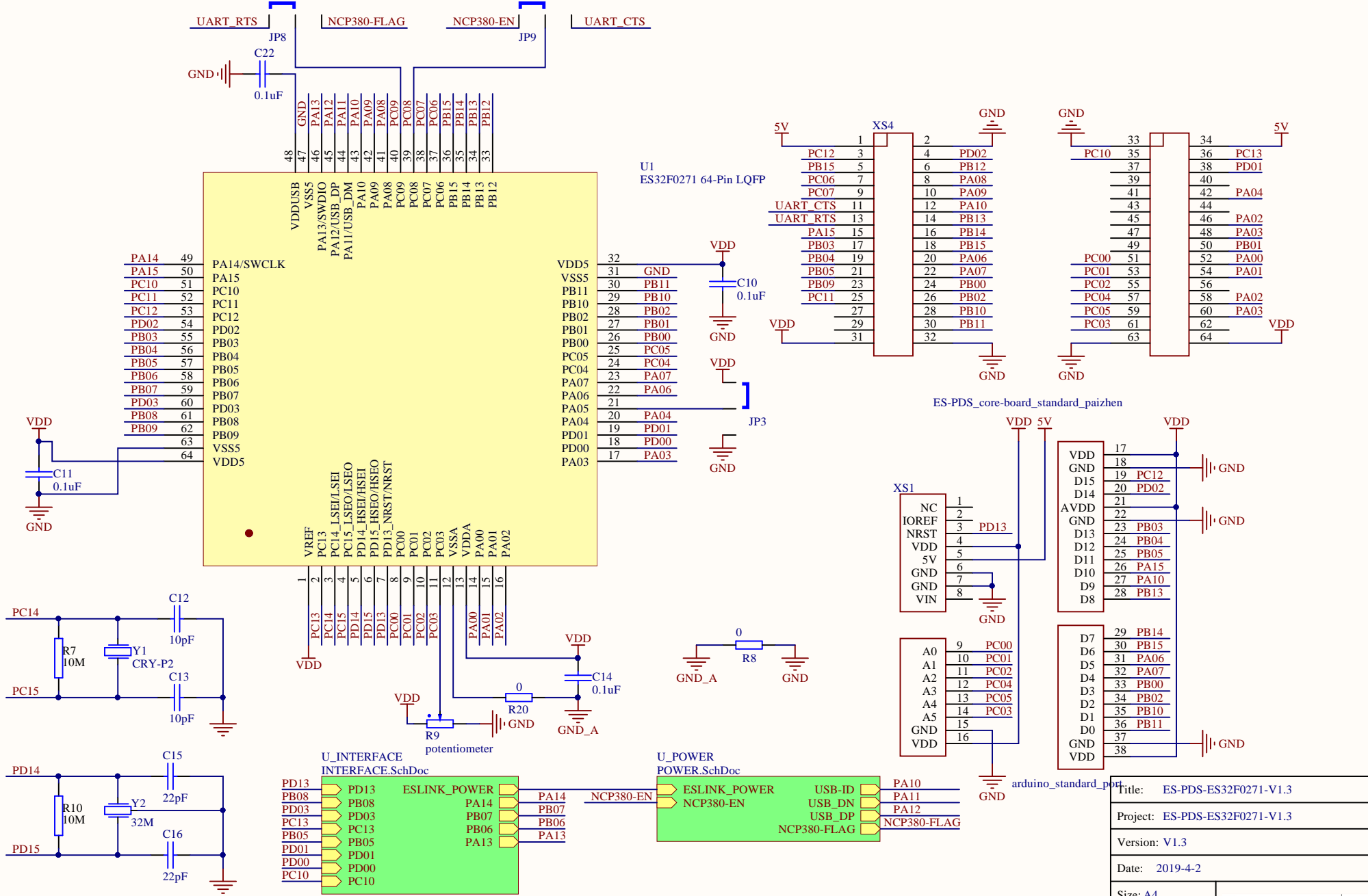
D

A

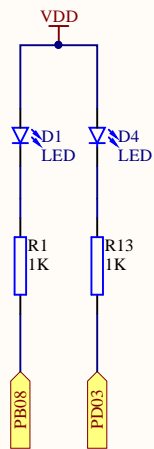
B

C

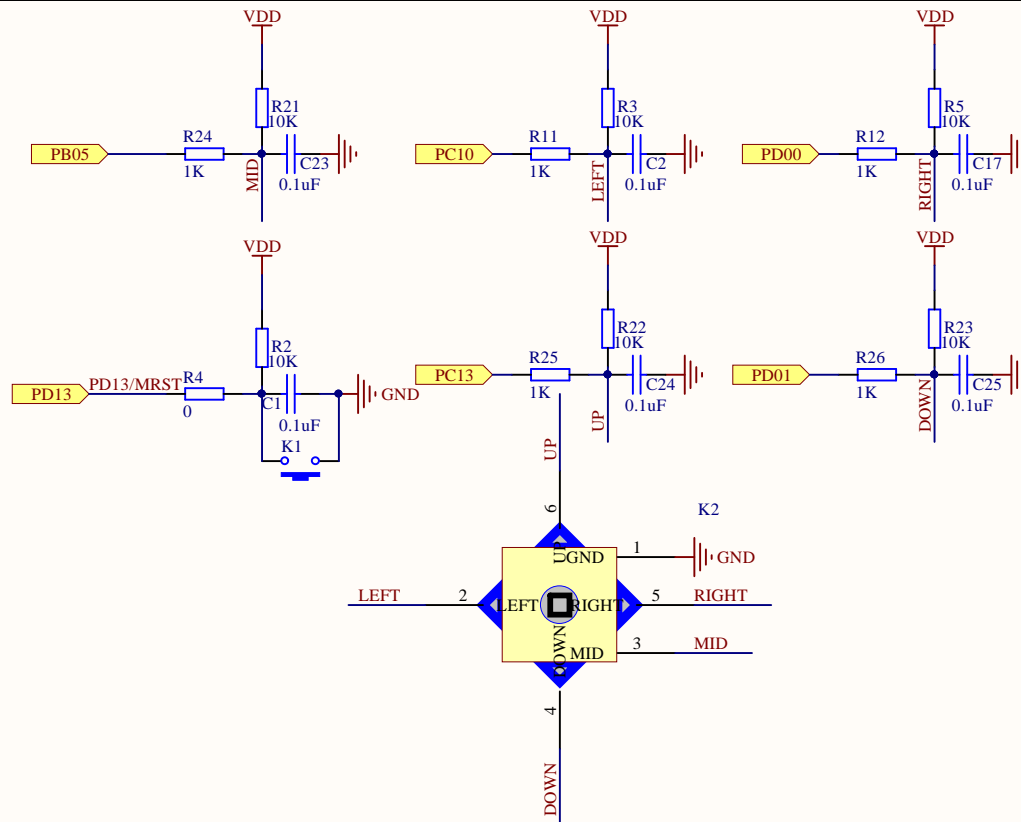
D



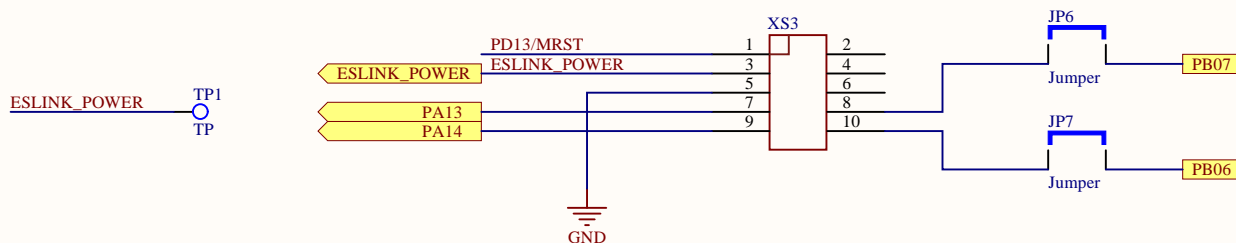
Title: ES-PDS-ES32F0271-V1.3	
Project: ES-PDS-ES32F0271-V1.3	
Version: V1.3	
Date: 2019-4-2	
Size: A4	<b>Eastsoft</b>   <b>essemi</b> 上海东芯微电子有限公司 Shanghai Eastsoft Microelectronics Co., Ltd.
Sheet: 2 of 4	



LED



KEY



ES-LINK2\_INTERFACE

Title: INTERFACE	
Project: ES-PDS-ES32F0271-V1.3	
Version: V1.3	
Date: 2019-4-2	
Size: A4	<b>Eastsoft</b>   <b>essemi</b> <small>上海东芯微电子有限公司 Shanghai Eastsoft Microelectronics Co., Ltd.</small>
Sheet: 3 of 4	

